

# FOLLOW UP ACTIVITIES TO CHICKEN COOP USING PICTURE CARDS

## Center Game Activity



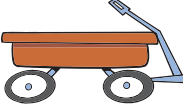
1. These pictures can be printed on card stock and cut apart as picture cards. Students match cards according to beginning phonemic sound.

## Worksheet Activity

1. Students cut apart pictures on printed handout and paste pairs on another sheet of paper according to beginning phonemic sound.

## Remedial Work


1. Teacher directed - Teacher shows student three cards, two being phoneme matches. Student makes beginning phoneme sound and finds picture to match.

 bug	 turtle	 saw	 penguin
 witch	 noodles	 mouse	 house
 monster	 pig	 nightgown	 baby
 fish	 turkey	 seal	 cake
 horse	 cat	 fox	 wagon


# FOLLOW UP ACTIVITIES TO CHICKEN COOP BY CONNECTING PICTURES

## Worksheet Activity

1. Students draw connecting lines between the images of the matching beginning phonemic sounds.



bug



turtle



witch



house



nightgown



baby




seal




penguin



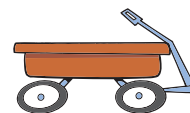
monster




noodles



fish




wagon




turkey




cake



horse



fox




cat



mouse



pig



saw

